

# Useful Websites and Apps



**Only access the YEAR 1 games and resources.**



YEAR 1

# My Maths Booklet

At St Chad's, key mathematical skills are a shared priority and responsibility between home and school. It is essential children master these key skills in order to access maths teaching in school. At St Chad's, we follow the 'White Rose' scheme for teaching maths. Children spend longer on a strand of maths to ensure knowledge and understanding is embedded.

	Week 1	Week 2	Week 3	Week 4	Week 5	Week 6	Week 7	Week 8	Week 9	Week 10	Week 11	Week 12
Autumn	Number: Place Value (within 10)		Number: Addition and Subtraction (within 10)				Geometry: Shape	Number: Place Value (within 20)				
Spring	Consolidation	Number: Addition and Subtraction (within 20)		Number: Place Value (within 50)		Measurement: Length and Height		Measurement: Weight and Volume		Consolidation		
Summer	Consolidation	Number: Multiplication and Division		Number: Fractions		Geometry: Position and Direction	Number: Place Value (within 100)		Measurement: Money	Measurement: Time		

**In this booklet are all of the key mathematical skills your child needs to know by the end of Year 1.**

We have produced this booklet to help you support your child's maths at home. Please work through the booklet regularly with your child. A 'little and often approach' will help your child lots: 15 minutes, 5 times a week, will make such a difference to your child's learning.

If you need any help with supporting your child's maths at home, please speak with your child's class teacher.




The only way to **learn mathematics** is to **do mathematics**.

PAUL HALMOS

Regularly practicing forming numbers is **important**. **Correct number formation is essential.**

## Number Formation 0 to 10 with Rhymes



Around to my left to find my hero, back to the top, I've made a zero.



A downward stroke, my that's fun. Now I've made the number one.



Half a heart says "I love you." Add a line. Now I've made the number two.



Around the tree, around the tree, now I've made the number three.



Down and across and down once more, now I've made the number four.



Draw the hat, the back and the belly. It's a five. Watch out, it might come alive!



Bend down low to pick up sticks. Now I've made the number six.



Across the sky and down from heaven. Now I've made the number seven.



Make an "S" and close the gate. Now you've made the number eight.



Make an oval and a line. Now I've made the number nine.



A downward stroke, that's my one. Add a zero, that's my number ten done!

## Useful YouTube Videos

Below are a number of different videos that can be found for free on YouTube. Singing helps children to remember facts.




Let's Count to 20 Song For Kids  
Dream English Kids • 21M views • 7 years ago

Let's sing and count to 20 in this fun children's song! Purchase this video to view offline Mac or Windows click here: Original song ...



Counting To 100 by 1s | Counting Numbers | Children, Preschool, Core Curriculum  
Dream English Kids • 12M views • 6 years ago


Let's practice counting to 100 by 1s in this fun, active children's video. Please subscribe to Dream English Kids: ...



3D Shapes Song | Shapes for kids | The Singing Walrus  
The Singing Walrus - English Songs For Kids • 9.4M views • 4 years ago

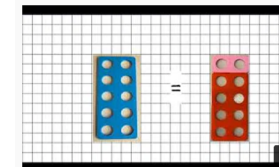
Watch all of our videos ad free with our app (desktop, apple, or android): <https://www.thesingingwalrus.tv/> Only \$4.99 USD per ...

Subtitles



Learn about Shapes with Elly - Learning is Fun for Children With KidsCamp  
KidsCamp - Education • 23M views • 6 years ago

KidsCamp presents its compilation video, including one of the most loved classic nursery rhyme songs, So come along kids and ...



Making Ten (Number Bonds to 10 Song) - Mr. Chris  
Ekral Productions • 40K views • 2 years ago

A catchy, fun song to help children learn their number bonds to 10. It has a Numicon video so the children can see the numbers ...

Subtitles



The 7 Days of the Week Song ♪ 7 Days of the Week ♪ Kids Songs by The Learning Station  
TheLearningStation - Kids Songs and Nursery Rhymes • 34M views • 7 years ago

The 7 Days of the Week Song is one of our popular songs for children by The Learning Station. It is from the CD,download, ...

Subtitles

## Money

Your child must be able to recognise and name all British coins.

### British Coins Word Mat



twinkl visit [twinkl.com](https://www.twinkl.com)

### Top Tips!

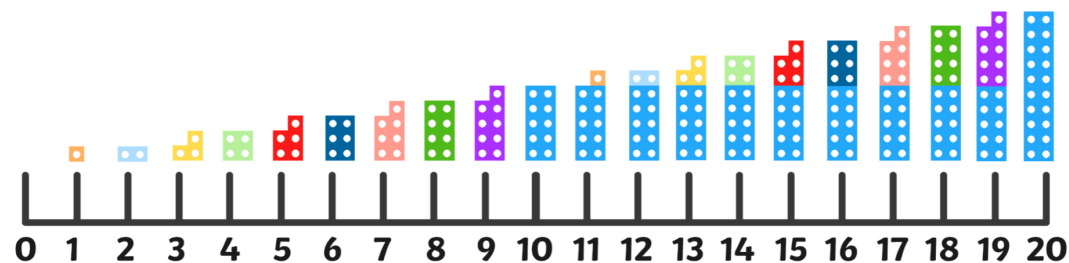
- Talk about the coins and what they look like (colour, size, shape).
- Use real money to help children recognise the money in 'real life contexts'.
- Talk about the change you receive when out shopping.
- Play 'shops' at home with each item costing the amount of one coin. "I would like to buy .... please." "That will be ... p please."



## Counting to 20

Before moving onto 100, it is important that children in Year 1 can confidently and accurately count to 20.

They are able to use a number line to do this, but should also be encouraged to do it without.



When counting forwards the numbers get **bigger**.



When counting backwards the numbers get **smaller**.

When counting, check that children say thirteen, fourteen, fifteen etc. correctly. A common misconception is saying thirty, forty, fifty etc. instead.

**This is extremely important to ensure they are counting accurately.**



## Counting to 100

By the end of Year 1, children are expected to be able to count **forwards and backwards** across 100. This means **accurately** counting:

- From 0 to 100 (counting forwards).
- From 100 to 0 (counting backwards).
- From any number and counting forwards.
- From any number and counting backwards.

A **little and often approach** to counting across 100 will help your child master this skill.

## 100 Number Square

1	2	3	4	5	6	7	8	9	10
11	12	13	14	15	16	17	18	19	20
21	22	23	24	25	26	27	28	29	30
31	32	33	34	35	36	37	38	39	40
41	42	43	44	45	46	47	48	49	50
51	52	53	54	55	56	57	58	59	60
61	62	63	64	65	66	67	68	69	70
71	72	73	74	75	76	77	78	79	80
81	82	83	84	85	86	87	88	89	90
91	92	93	94	95	96	97	98	99	100

twinkl.co.uk

## Telling the Time


It is important your child can tell the time and read a clock face, when it is **o' clock and half past**.

### Minute Hand

The long hand points to the minutes past or to the hour.

### Hour Hand

The short hand points to the hour.



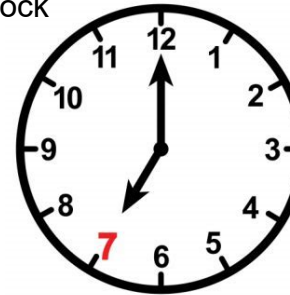
### O' Clock

A new hour begins when the minute hand points to 12.

### Half Past.

It is 30 minutes into the hour when the minute hand points to 6.

7 o' clock



Half past 7

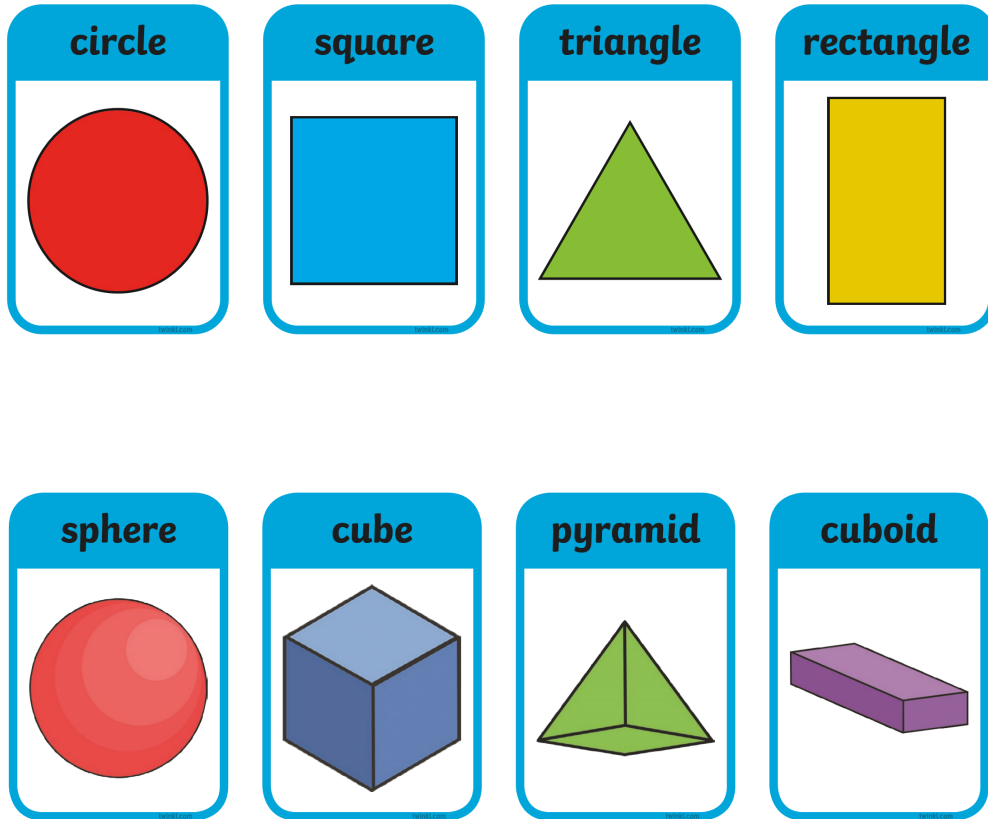
### Top Tips!

- Make a clock face with your child and talk about the numbers.
- Make the clock hands to emphasise the minute hand is long and the hour hand is short.
- Talk about time regularly. "At 5 o' clock we are..."
- Follow the 'little and often' approach so your child is regularly telling the time.



## Shapes

Children need to name a variety of 2D (flat) and 3D (fat) shapes. They should practise saying the name of the shapes below and also look for these shapes in the environment.



Encourage your child to say what shape different objects are around your home, and out and about.

*“What shape is our door?” .... “A rectangle.”*

## Number Bonds to 10

Number bonds are two numbers that go together to make another number.

Children need to be able to recall their **number bonds to 10 quickly**, and **accurately**. This helps them with addition and subtraction.

$$0 + 10 = 10$$

$$1 + 9 = 10$$

$$2 + 8 = 10$$

$$3 + 7 = 10$$

$$4 + 6 = 10$$

$$5 + 5 = 10$$

$$10 + 0 = 10$$

$$9 + 1 = 10$$

$$8 + 2 = 10$$

$$7 + 3 = 10$$

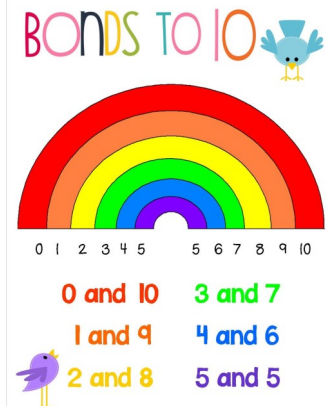
$$6 + 4 = 10$$

$$5 + 5 = 10$$

For example, if you say 10 they should say 0. They know that 10 and 0 make 10.

Whilst they are learning their number bonds a great **activity** to do is give them 10 items. Ask them to take an amount of items away and count how many are left.

For example, *“I took away 3, 7 are left. 3 and 7 make 10.”*



## Counting in 2s, 5s and 10s

In Year 1 children learn to count in **2s, 5s and 10s**. It is important they master counting in 2s, 5s and 10s forwards and backwards.

**During this year no other times tables are required.**




Counting in 2s:

2, 4, 6, 8, 10, 12, 14, 16, 18, 20



Counting in 5s:

5, 10, 15, 20, 25, 30, 35, 40, 45, 50



Counting in 10s:

10, 20, 30, 40, 50, 60, 70, 80, 90, 100

At school, we do this through the use of '**Rolling Numbers**'. This is a chant with actions to help children remember the number pattern.

Videos of how we do this are available on your child's **Class Dojo** page.



## Addition and Subtraction

### Addition



- add
- more
- plus
- sum
- total
- altogether



### Subtraction



- subtract
- minus
- leave
- less
- take away
- difference between

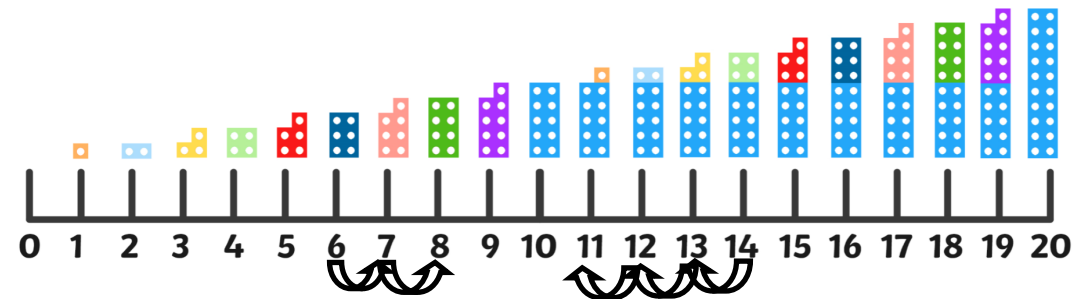


In Year 1 children need to be able to add and subtract within 20. They can use a number line to do this.

They need to know:

- When adding the numbers get bigger so we jump forwards.
- When subtracting the numbers get smaller so we jump backwards.
- Equals means 'the same as'.

**Below is an example of how to solve an addition and a subtraction on a number line.**



$$6 + 2 = 8$$

$$14 - 3 = 11$$

If you would like a list of addition and subtraction questions to work through with your child, **please ask their class teacher** and they will be happy to provide this.